


产品选型手册

Product selection guide




RPL78S Draw Wire Sensor

Analog Signal Output Type



Imported precision potentiometers, Hall encoder and absolute encoder are optional for the analog signal output type. The output signals: current 4-20 mA, voltage 0-5V , voltage 0-10V and resistance signals. The maximum stroke can reach 3000MM. Working temperature : -30 °C-+90 °C.

Part Number



Electrical Specifications

Sensor Element	Potentiometer				
Electrical Connection	Cable Radial, 1m				
Output Model	0-5V	0-10V	4-20mA	0-5K	0-10K
Operating Voltage (DC)	5V/12V/24V	12V/24V	8-30V	0-Vcc	0-Vcc
Resolution (mm)	Quasi infinite				
Max. Reciprocating Speed	1000mm/s				
Reciprocating Frequency	50 Hz(See Reciprocating Amplitude)				

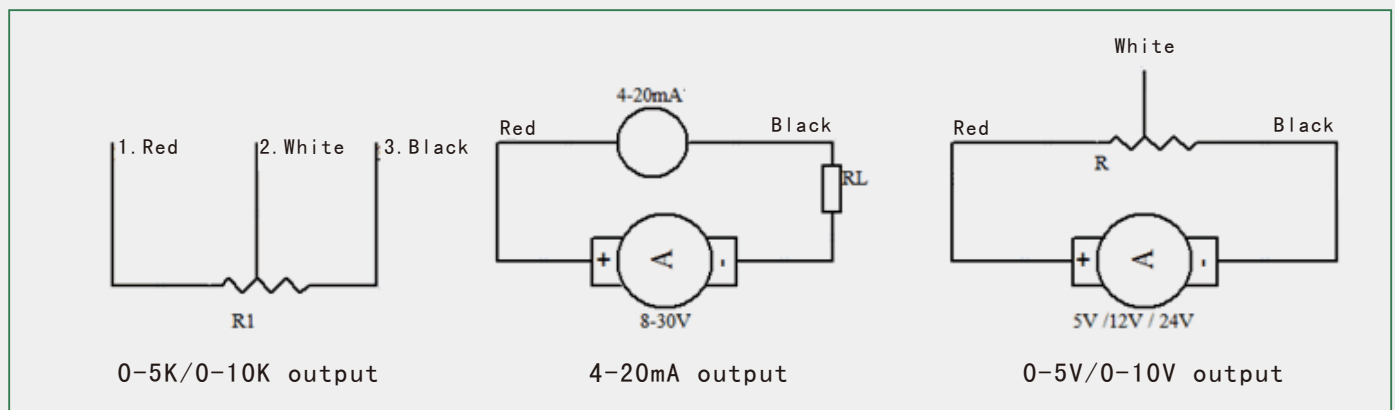
Mechanical Specifications

Measuring Range	0—3000mm optional
Housing	aluminium alloy, oxidation surface treating, wear and corrosion prevention
Wire Rope	0.6mm high flexible imported plastic coated wire rope
Wire retraction force (min)	appr. 1N
Wire extension force (max)	appr. 2.5N
Linear Accuracy	0.1%—0.05%FS
Repeatability Accuracy	0.01%
Life	>10 million times

Environmental Specifications

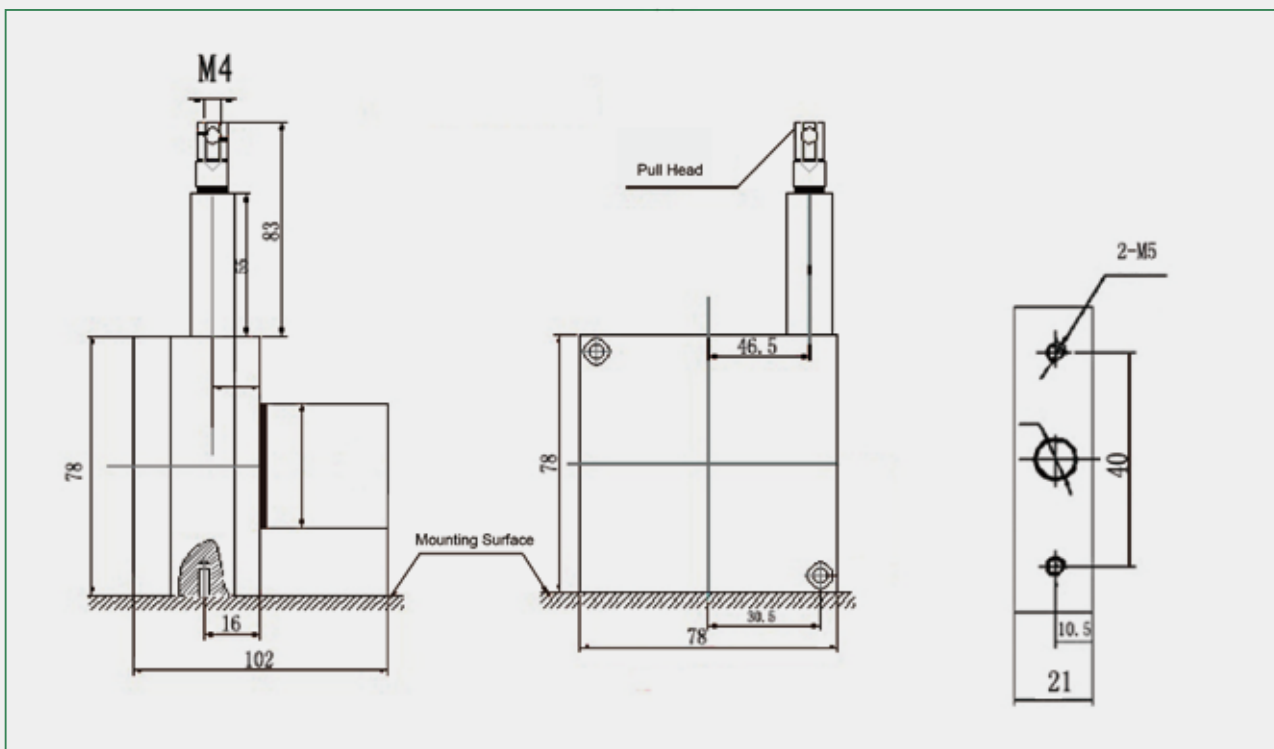
Temperature Range	-30° C—90° C
Vibration Resistance	10HZ—1500HZ 10G
Protection Class	IP54 (Standard)
Weight (kg)	0.685

Output Circuits



Cable Color	Red	Black	White
0-5K/0-10K	Vcc	0V	Signal Output
4-20mA	Vcc	Signal Output	N/A
0-5V/0-10V	Vcc	0V	Signal Output

Mechanical Drawings



Notes

1. Damage may occur if wire is released and allowed to retract without tension.
2. Make certain the wire path is clear of objects or sharp edges to prevent wire damage.
3. Wire should exit as straight as possible. A pulley may be used to redirect it.
4. Please connect the cable according to the specifications of electrical connections. Make sure the connections are correct when power is on.
5. Draw wire sensor is a precision instrument. Knocking is forbidden. Please ensure the cleanliness of the equipment and wire to prolong the service life.
6. Avoid external force on wire.
7. Do not self-dismantle for that the strong spring inside the sensor may hurt you.

