

ROUNDSS^R

REN56U series

(Elevator/servo control
application)

High Resolution Optical
Encoder

Jan, 2022

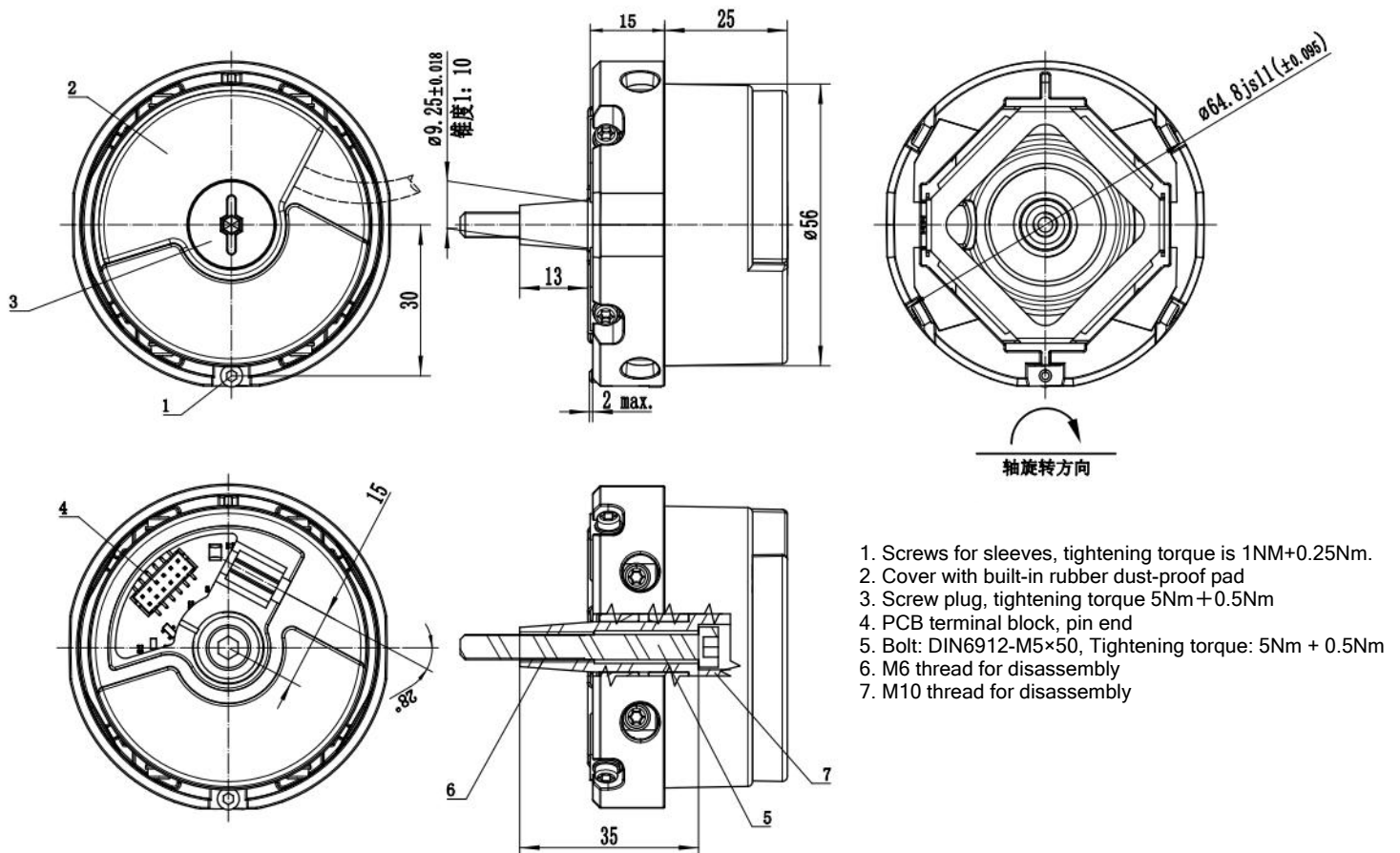


Items	Specifications
Model	REN56U10-2048P-S-5V
Position values/revolution	2048
Incremental Signal	1vpp
Index Mark	1
Frequency Response	300KHZ
System accuracy	$\geq \pm 10''$
Electrical connection	14PIN Male Connector
Supply Voltage	DC5V \pm 0.25
Power consumption (Max)	$\leq 0.7W$
Current consumption (typical, no load)	5V/105mA
Shaft Dia.	9.25, 1:10 taper shaft
Allowable mechanical speed	8000rpm
Starting torque	$\leq 0.001Nm$ (normal temperature 20°C)
Vibration shock	$\leq 100m/s^2$, 55...2000Hz $\leq 2500m/s^2$, 6ms
Max Operating Temperature	+120°C
Min Operating Temperature	-40°C
Protection Class	IP54 (after installation)
Weight	$\approx 0.55gkg$

REN56U series

- Simple installation
- Rigid coupling
- Flat coupling, allowing larger installation tolerances
- Multiple electrical interfaces, uniform mechanical dimensions

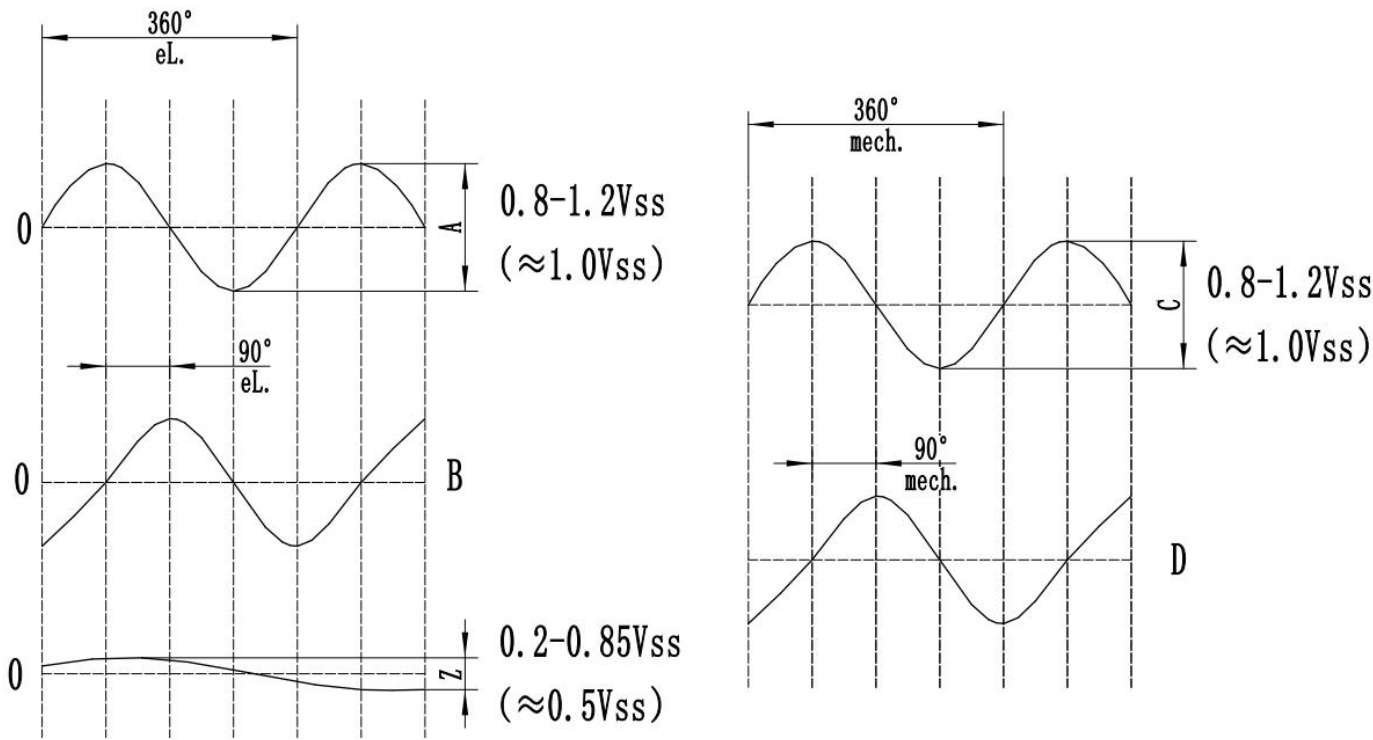
Mechanical Dimensions



Installation instructions

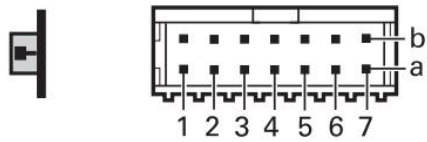
- This product is a precision instrument with precise mechanical structure and has been strictly adjusted before leaving the factory.
- Do not disassemble or modify by yourself.
- Do not reprocess the output shaft.
- Do not forcefully hit the output shaft.
- Do not reprocess the encoder housing.
- If the product fails due to manufacturing reasons within 18 months after leaving the factory, our company is responsible for free repair or replacement.
- In order to ensure the accuracy and service life of the product, please use the soft connection strictly according to the instructions. If the product is not installed properly, the manufacturer will not guarantee the damage!

Output Wave



Connections

14 PINS PCB Connector



PIN	b1	b2	b3	b4	b5	b6	b7
Signal	VCC	D+	B+	Z+	GND	A+	C+
PIN	a1	a2	a3	a4	a5	a6	a7
Signal	C-	A-	GND	Z-	B-	D-	VCC