

产品选型手册

Product selection guide



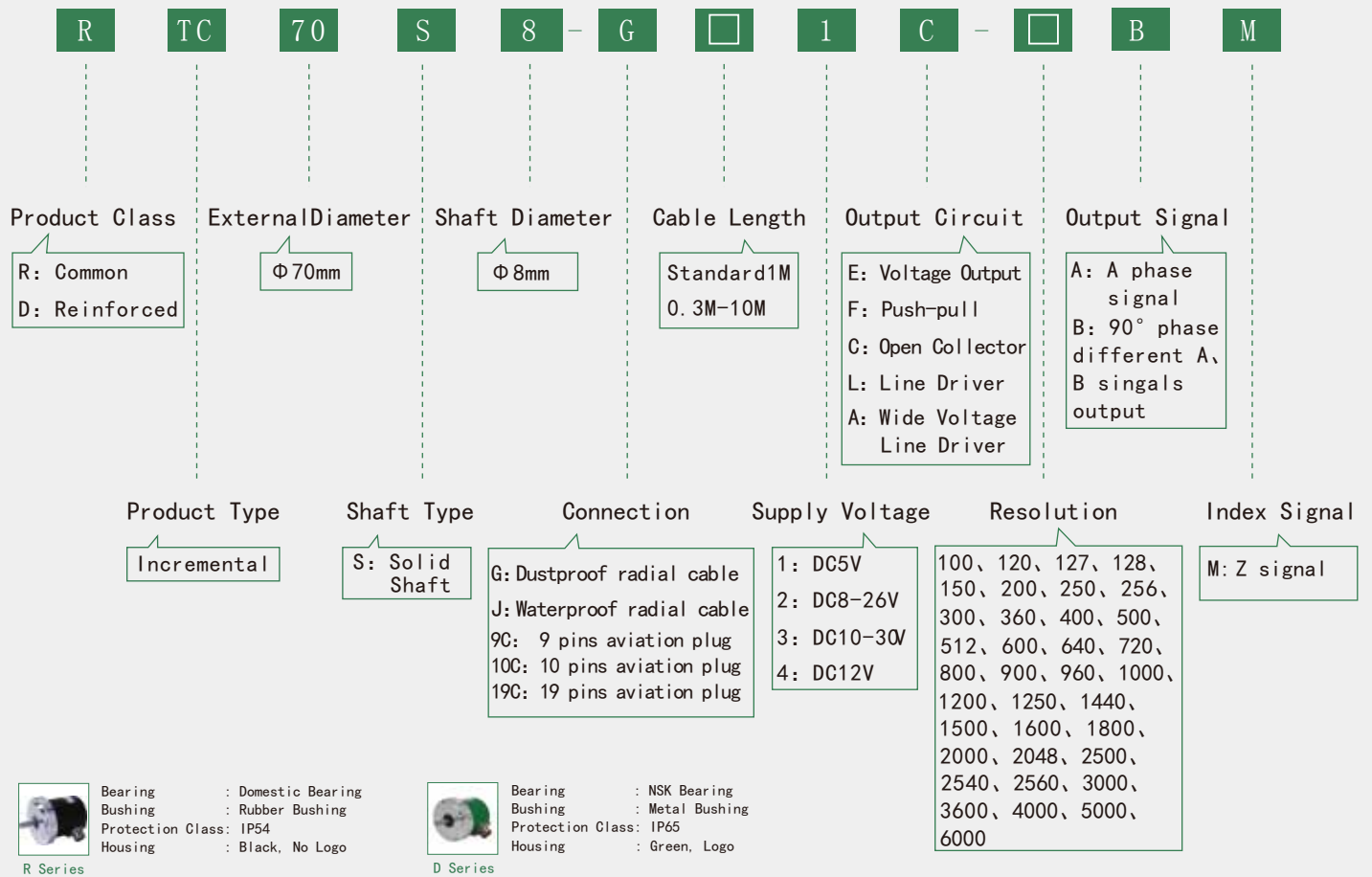
RTC70S8 · Series

Applications & Features



Product of outer diameter 70mm is widely used in economical CNC machine tools. There are a variety of output forms for customers to choose the maximum number of pulses up to 6000ppr, pulse number can be customized according to customer requirements. All imports of high photoelectric device ensure the reliability, long life, anti-jamming capability, wide temperature range.

Part Number



Electrical Specifications

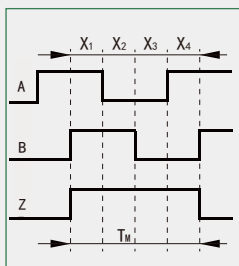
Output Circuit	Supply Voltage DC (V)	Current Requirement (mA)	(Output Voltage V)		Rise Time (ns)	Fall Time (ns)	Frequency Response (kHz)
			V _H	V _L			
E (Voltage)	5±0.25	≤80	>3.5	≤0.7	≤500	≤100	0-300
	8-26	≤120	>VCC-2.5	≤0.7	≤500	≤100	0-300
	10-30						
	12						
F (Push-pull)	5±0.25	≤80	>3.5	≤0.7	≤500	≤100	0-300
	8-26	≤120	>VCC-2.5	≤0.7	≤500	≤100	0-300
	10-30						
	12						

C (Open Collector)	5±0.25	≤60	>VCC-2.5	≤0.7	≤500	≤100	0-300
	8-26						
	10-30						
	12						
L (Line Driver)	5±0.25	≤100	>3.5	≤0.7	≤200	≤200	0-300
A (Wide Voltage Line Driver)	8-26	≤60	>VCC-2.5	≤0.7	≤500	≤100	0-300
	10-30						
	12						

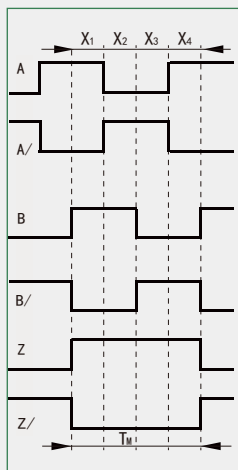
Output Circuit

E (Voltage)		F (Push-pull)		C (Open Collector)	L, A (Line Driver)
5V	8-26V	5V	8-26V		
					 L: 26C31 A: ET7272B

Output Waveform



Waveform for C, E, F output



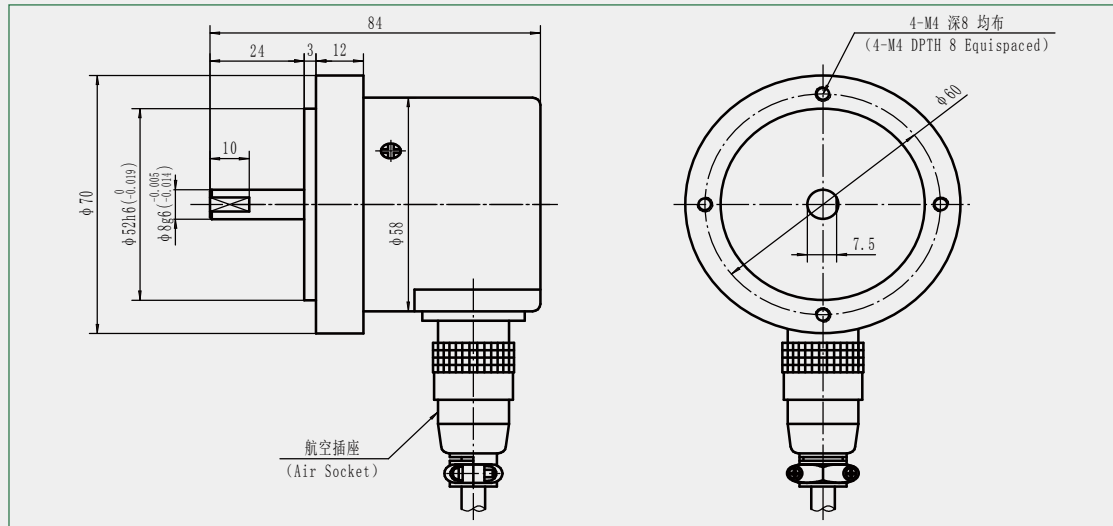
Waveform for L, A output

- Wave Ratio : $X_1+X_2=0.5T\pm 0.1T$
 $X_2+X_3=0.5T\pm 0.1T$
- Phase Different : $X_n\geq 0.125T$ ($n=1, 2, 3, 4$)
- Absolute Angle Error: $\leq 0.2T$
- Cycle Error : $\leq 0.05T$
- $T=360^\circ / N$ (N =lines count per revolution)
- Width of Z signal
- 1、 $T_m=1T\pm 0.5T$
 $T_m=nT\pm 0.1T$ ($n\geq 2$)
- The phase relationship of Z signal and A, B signal is not stipulated.
- 2、 $T_m=0.5T\pm 0.25T$
 $T_m=0.25T\pm 0.125T$
 $T_m=0.25T\pm 0.125T$

The picture shows the clockwise (CW) waveform from the shaft side.

Mechanical Specifications

Max Speed (r/min)	Starting Torque (N. M)	Max Load (N)		Rotary Inertia (kgm ²)	Weight (kg)
		Radial	Axial		
6000	$2*10^{-3}$	40	30	$4*10^{-6}$	≈0.315



Environmental Specifications

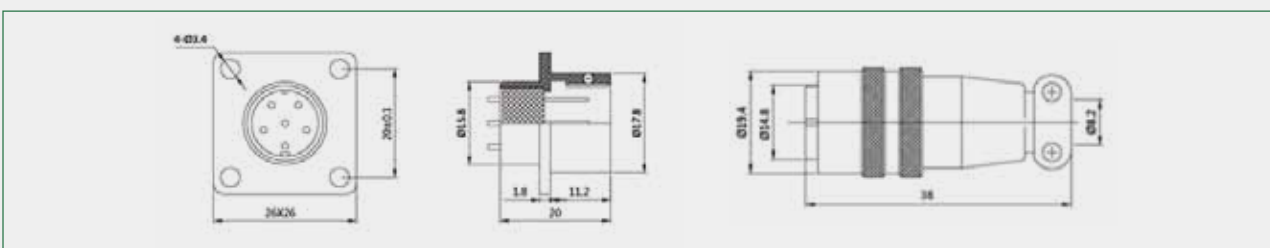
Operating Temperature (°C)	-20~+85
Storage Temperature (°C)	-30~+95
Relative Humidity	35~85%RH no condensation
Impact Resistance (m/s ²)	50 (Three times each on x, y, z directions, each time lasts 6ms)
Vibration Resistance (m/s ²)	20 (10~200Hz, 2h on x, y, z directions)
Protection Class	Common IP54 Reinforced IP65

Connections

Cable Color	Red	Black	Green	Brown	White	Gray	Yellow	Orange	Shield
E (Voltage)	Vcc	0V	A	/	B	/	Z	/	G
F (Push Pull)	Vcc	0V	A	/	B	/	Z	/	G
C (Open Collector)	Vcc	0V	A	/	B	/	Z	/	G
L, A (Line Driver)	Vcc	0V	A	A/	B	B/	Z	Z/	G

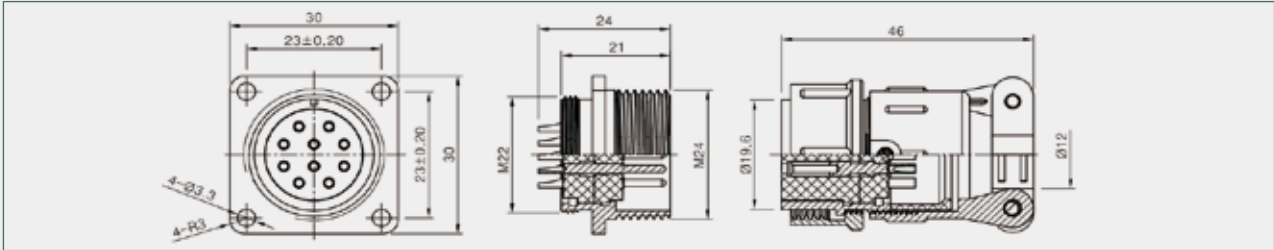
9 Pins Aviation Plug

Pins No.	1	2	3	4	5	6	7	8	9
Cable Color	Red	Yellow	White	Black	Green	Gray	Brown	Orange	Shield
E (Voltage)	Vcc	Z	B	0V	A	/	/	/	G
F (Push Pull)	Vcc	Z	B	0V	A	/	/	/	G
C (Open Collector)	Vcc	Z	B	0V	A	/	/	/	G
L, A (Line Driver)	Vcc	Z	B	0V	A	B/	A/	Z/	G



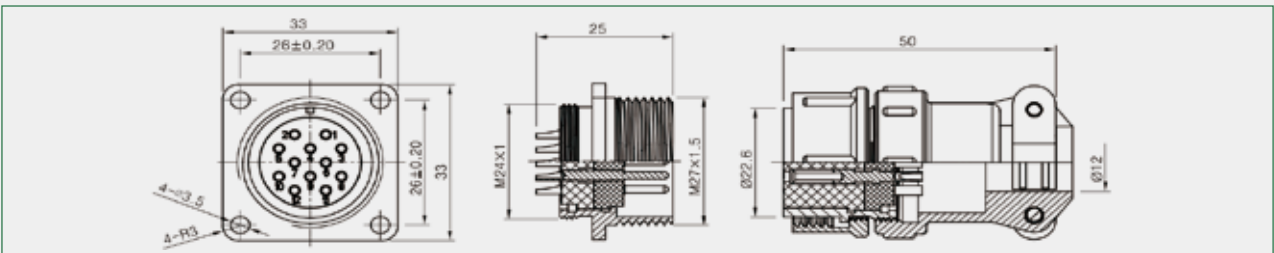
10 Pins Aviation Plug

Pins No.	1	2	3	4	5	6	7	8	9	10
Cable Color	Red	Yellow	White	Black	Green	Gray	Brown	Orange	Black	Shield
E (Voltage)	Vcc	Z	B	0V	A				0V	G
F (Push Pull)	Vcc	Z	B	0V	A				0V	G
C (Open Collector)	Vcc	Z	B	0V	A				0V	G
L、A (Line Driver)	Vcc	Z	B	0V	A	B/	A/	Z/	0V	G



19 Pins Aviation Plug

Pins No.	1	2	3	8	10	12	13	14	15	17
Cable Color	Green	Yellow	White	Red	Black	Black	Brown	Orange	Gray	Shield
E (Voltage)	A	Z	B	Vcc	0V	0V				G
F (Push Pull)	A	Z	B	Vcc	0V	0V				G
C (Open Collector)	A	Z	B	Vcc	0V	0V				G
L、A (Line Driver)	A	Z	B	Vcc	0V	0V	A/	Z/	B/	G



China Rongde Optics Co., Ltd

www.roundssencoder.com

