


产品选型手册

Product selection guide



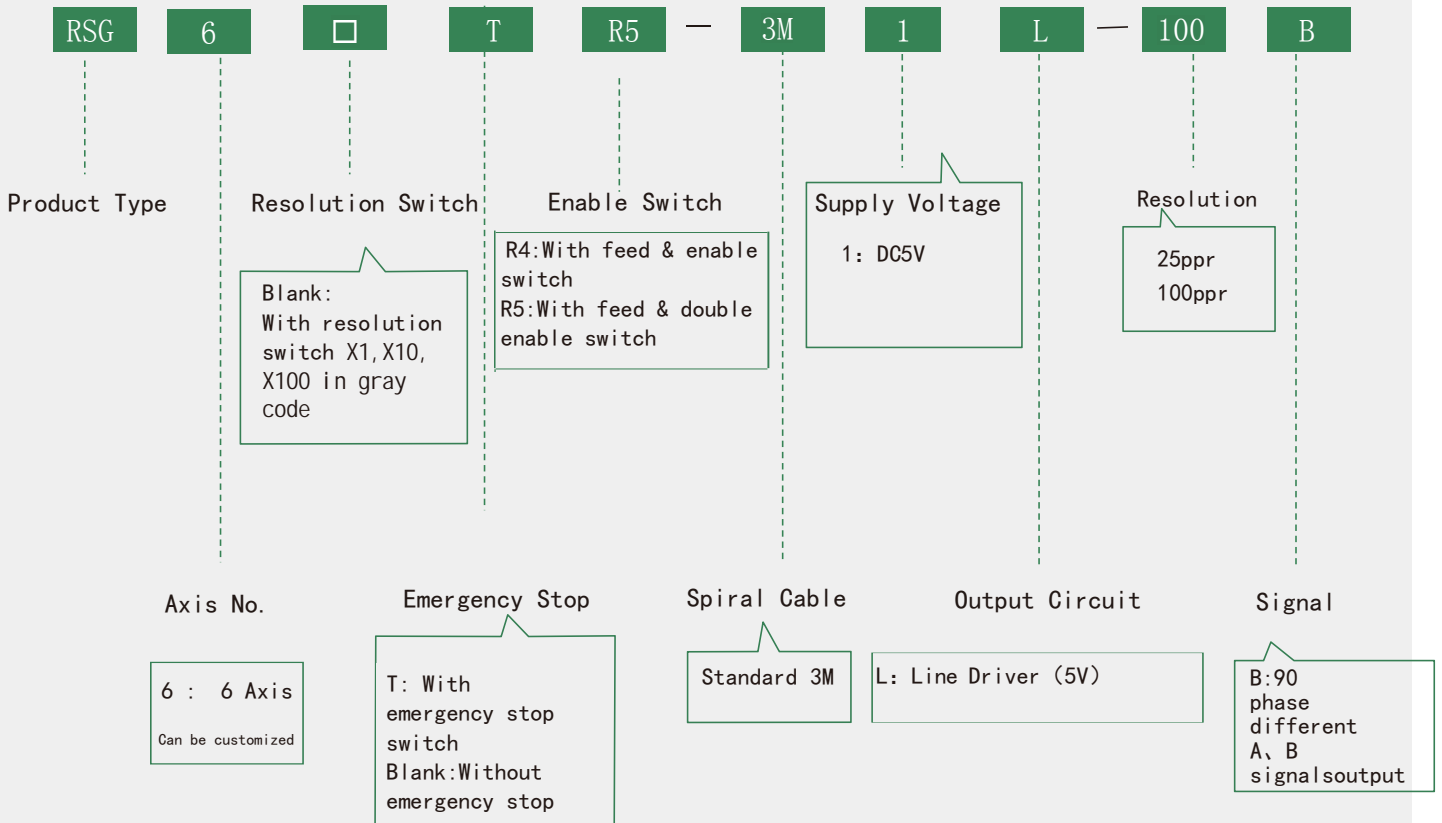
RSG Series

Applications & Features



With machine tool inching function.
 All-plastic housing, anti-oil, sealed.
 Emergency stop switch and enable switch optional.
 Housing with hook and pendant carrier.
 Widely applied in CNC machine tools.

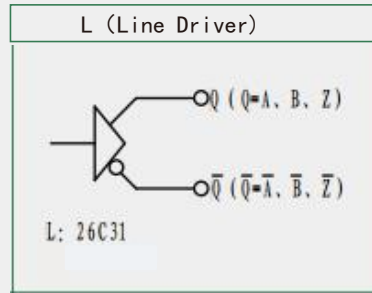
Part Number



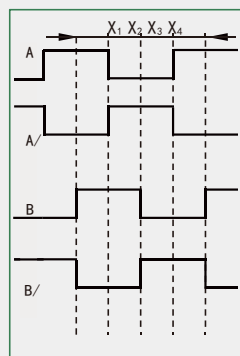
Electrical Specifications

Output Circuit	Supply Voltage DC (V)	Current Requirement (mA)	Output Voltage (V)		Rise Time (ns)	Fall Time (ns)	Frequency Response (kHz)
			V _H	V _L			
L (Line driver)	5±0.25	≤100	>3.5	≤0.7	≤200	≤200	0~300

Output Circuit



Output Waveform



Waveform for L output

Wave Ratio : $X1+X2=0.5T \pm 0.1T$
 $X2+X3=0.5T \pm 0.1T$

Phase Different : $Xn \geq 0.125T$ ($n=1, 2, 3, 4$)

Absolute Angle Error: $\leq 0.2T$

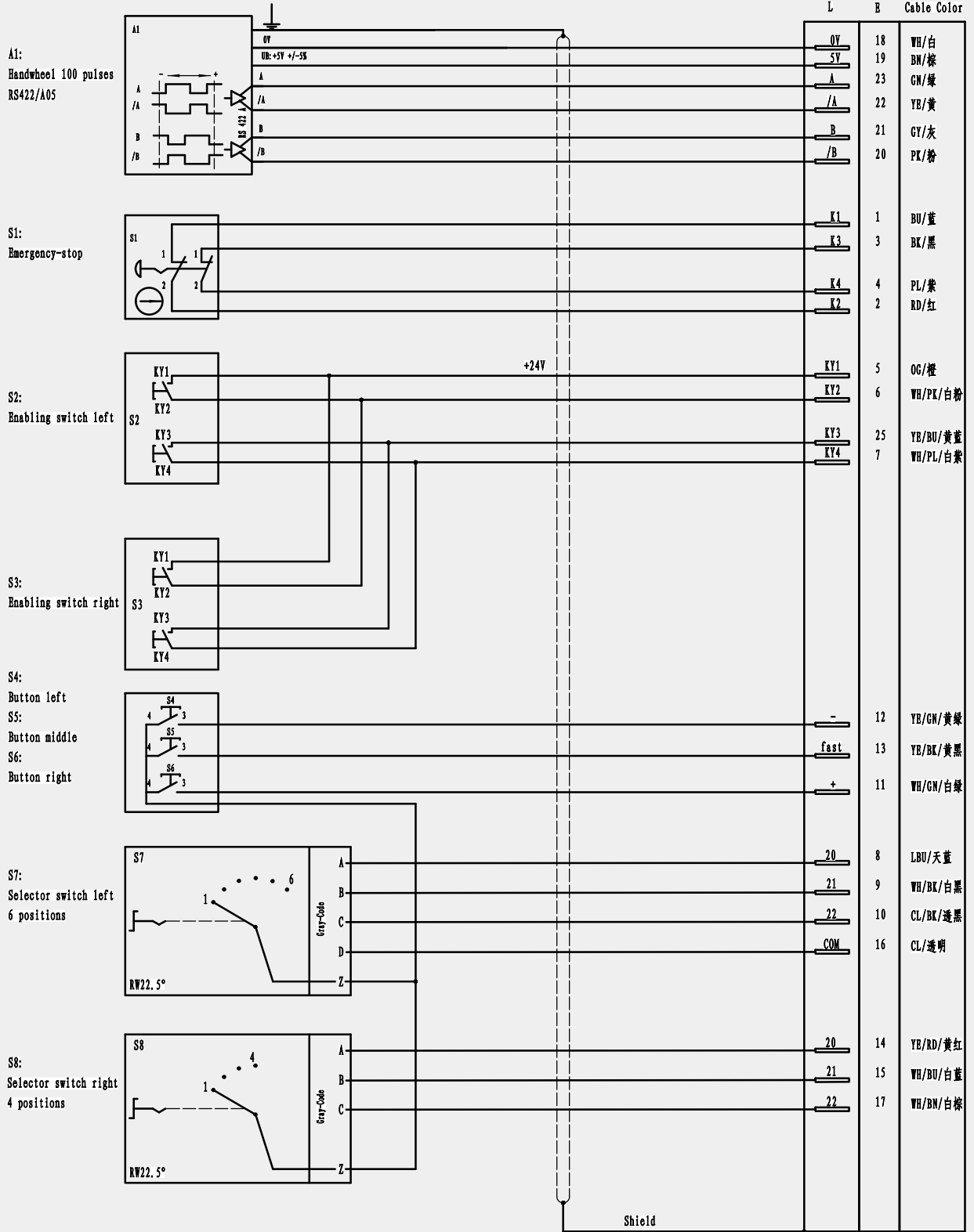
Cycle Error : $\leq 0.05T$

$T=360^\circ / N$ (N =lines count per revolution)

Environmental Specifications

Max. Speed	600r/min
Operating Temp.	-10~+60°C
Store Temp.	-20~+70°C
Size	166.5*78*70mm
Weight	Approx. 0.745kg

Shield electr. connected to the handwheel



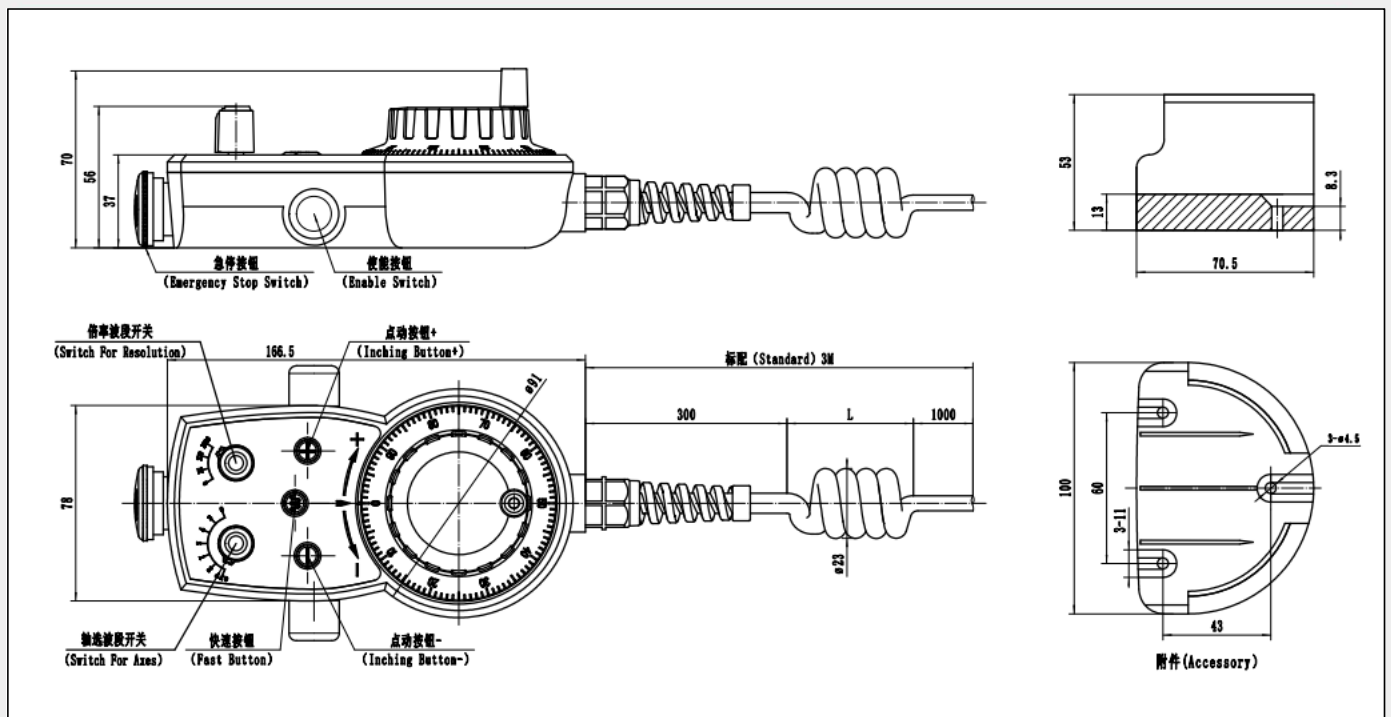
S7	DCBA
1	0000 X
2	0001 Y
3	0011 Z
4	0010 4
5	0110 5
6	0111 6

S8	DCBA
1	0000 0
2	0001 1
3	0011 10
4	0110 100

26 Pin, 6 Axis with Emergency Stop Button

Function	Emergency Stop				Enable Switch				Axis No.				Jogging Switch			Resolution Switch			Hand wheel								
Cable Color	BU	R	BK	PL	OG	WH/PK	YE/BU	WH/PL	LBU	WH/BK	CL/BK	CL	WH/GN	YE/GN	YE/BK	YE/RD	WH/BU	WH/BN	WH	BN	PK	GY	YE	GN	SHD		
Line Driver	K1	K2	K3	K4	K1	K2	K3	K4	20	21	22	COM	+	-	fast	20	21	22	0V	5V	B/	B/	A/	A/	G	N. C.	
PINS	1	2	3	4	5	6	25	7	8	9	10	16	11	12	13	14	15	17	18	19	20	21	22	23	24	26	

Dimensions



Changchun Rongde Optics Co., Ltd

www.roundssencoder.com

